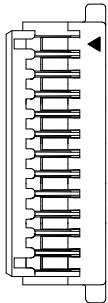

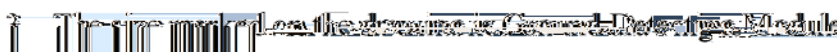


PHOTOGRAPH OF PRODUCT



Notes:

1. All dimensions are in millimeters.
2. Tolerance is $\pm 0.50\text{mm}$ unless otherwise noted.



4. Specifications are subject to change without notice.

Features

Pb free product—RoHS compliant

Fast response time

High sensitivity

Invisible wavelength $\lambda=940\text{nm}$

Integration structure

The four pins of the connector and the corresponding PCB pads are filled with silicone

Typical Applications

Intelligent Sweeping Robot

Absolute Maximum Ratings at $T_a=25$

Parameter		Symbol	Ratings	Unit
Input	Power Dissipation	P_d	170	mW
	Reverse Voltage	V_R	5	V
	Forward Current	I_F	100	mA
	Peak Forward Current ^{*1}	I_{FP}	250	mA
Output	Collector Power Dissipation	P_c	75	mW
	Collector Current	I_C	20	mA
	Collector-Emitter Voltage	V_{CEO}	30	V
	Emitter-Collector Voltage	V_{ECO}	5	V
Electrostatic Discharge (HBM)		ESD	4000	V
Operating Temperature Range		T_{opr}	-25 to + 65	
Storage Temperature Range		T_{stg}	-40 to + 85	

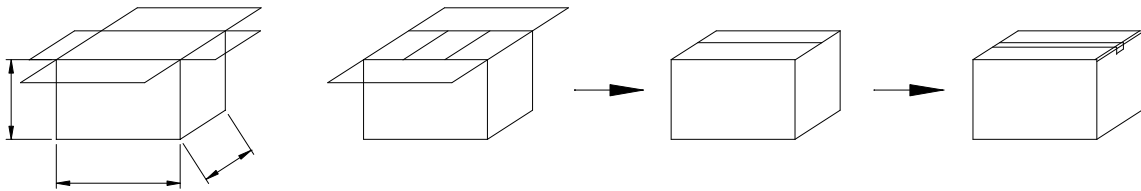
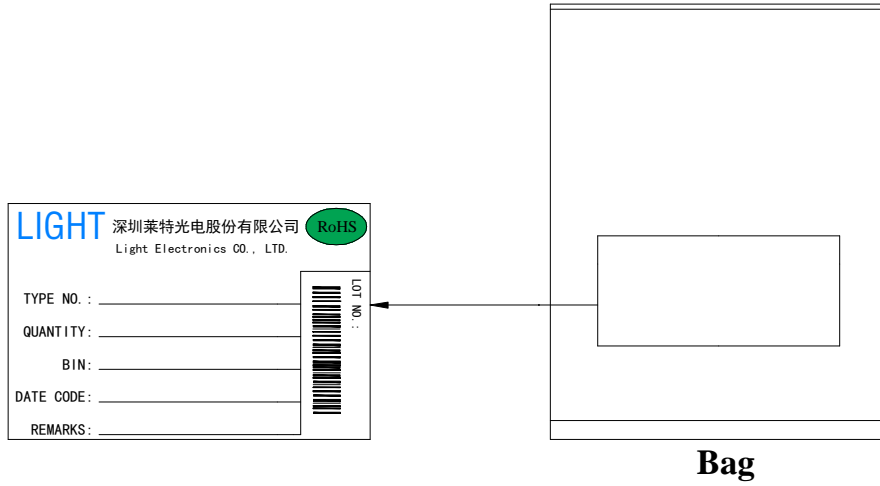
Note: 1. Pulse width 0.1msec, duty cycle 1/2

Electrical Optical Characteristics at Ta=25

Input						
Parameter	Symbol	Min.	Typ.	Max.	Unit	Test Condition
Peak Wavelength	λ_p	---	940	---	nm	$I_F=50mA$
Forward Voltage	V_F	---	1.35	1.60	V	$I_F=50mA$
Reverse Current	I_R	---	---	10	μA	$V_R=5V$

Output						
Parameter	Symbol	Min.	Typ.	Max.	Unit	Test Condition
Collector-Emitter Breakdown Voltage	BV_{CEO}	30	---	---	V	$I_C=0.1mA$ $E_e=0mW/cm^2$
Emitter-Collector Breakdown Voltage	BV_{ECO}	5	---	---	V	$I_E=0.1mA$ $E_e=0mW/cm^2$
Collector-Emitter Saturation Voltage	$V_{CE(SAT)}$	---	---	0.4	V	$I_C=2mA$ $E_e=1.0mW/cm^2$
Rise Time	T_r	---	15	---	μs	$V_{CC}=5V$ $R_L=1K$ $I_C=1mA$
Fall Time	T_f	---	15	---	μs	
Collector Dark Current	I_{CEO}	---	---	100	nA	$V_{CE}=10V$ $E_e=0mW/cm^2$
On State Collector Current	$I_{C(ON)}$	1.0	5.0	---	mA	$V_{CE}=5V$ $I_F=20mA$

PACKAGE



Bag volume (pcs / Bag)	Outer Carton volume (Bag / Carton)
TBD	TBD