



# LIGHT



# LIGHT






保潔



## Label Explanation

LIGHT Universal Label

<b>LIGHT</b> Light Electronics CO., LTD.	
MODEL NAME: _____	 LOT NO: _____
QUANTITY: _____	
BIN: _____	
PACKING DATE: _____	
REMARKS: _____	

Customer Defined Label



## Reel Dimensions

**Note:** Tolerance unless mentioned is  $\pm 0.2\text{mm}$ ; Unit = mm

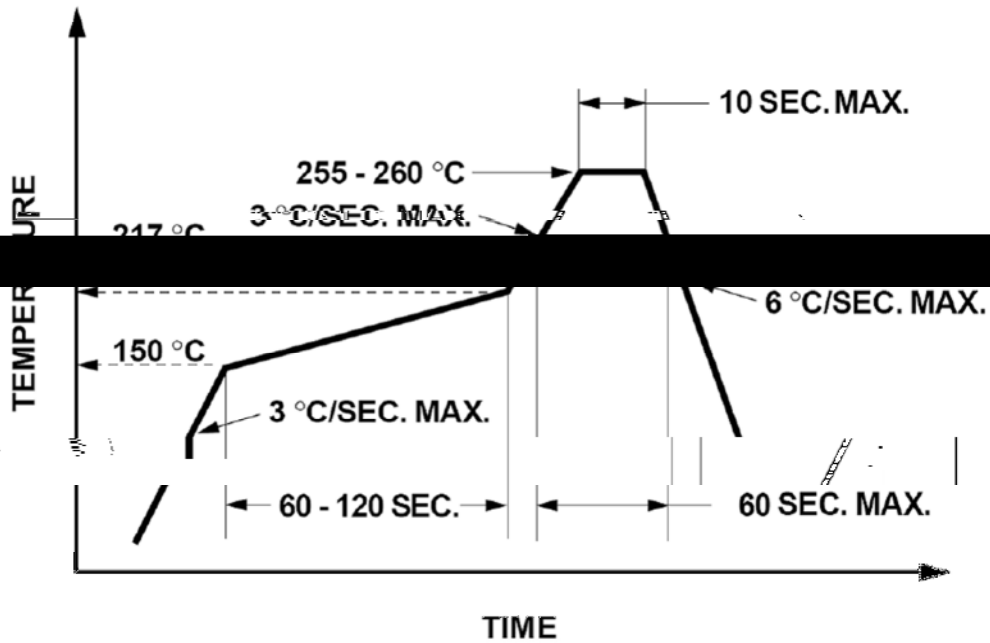
---

ications(Loaded Quantity: 2000pcs/reel)

Packaging

---

Recommended Reflow Conditions for LED Packages



1. Reflow soldering should not be done more than two times.
2. When soldering, do not put stress on the LEDs during heating.

**Soldering iron**

1. When hand soldering, the temperature of the iron must less than 300°C for 3 seconds.
2. The hand solder should be done only once.

**Repairing**

Repair should not be done after the LEDs have been soldered. When repairing is unavoidable, a double-head soldering iron should be used (as below figure). It should be confirmed beforehand whether the characteristics of LEDs will or will not be damaged by repairing.

