

| | | |
|--|--|--|
| | | |
| | | |

LIGHT




| | | | | | | |
|--------------------------|---|-----|-----|-----|----|---|
| | | | | | | |
| | | | | | | |
| Viewing Angle | 2 | | | | | |
| Peak Emission Wavelength | p | --- | 472 | --- | nm | I |
| Dominant Wavelength | d | 465 | --- | 473 | nm | I |
| | | | | | | |
| | | | | | | |
| | | | | | | |

The dominant wavelength, d is derived from the CIE chromaticity diagram and represents the

| | | | |
|--|--|--|--|
| | | | |
|--|--|--|--|

LIGHT



LIGHT 

Light Electronics CO., LTD.


MODEL NAME: _____


QUANTITY: _____

BIN: _____

PACKING DATE: _____

REMARKS: _____

 LOT NO: _____

LIGHT 

Light Electronics CO., LTD.


MODEL NAME: _____

QUANTITY: _____

BIN: _____

PACKING DATE: _____

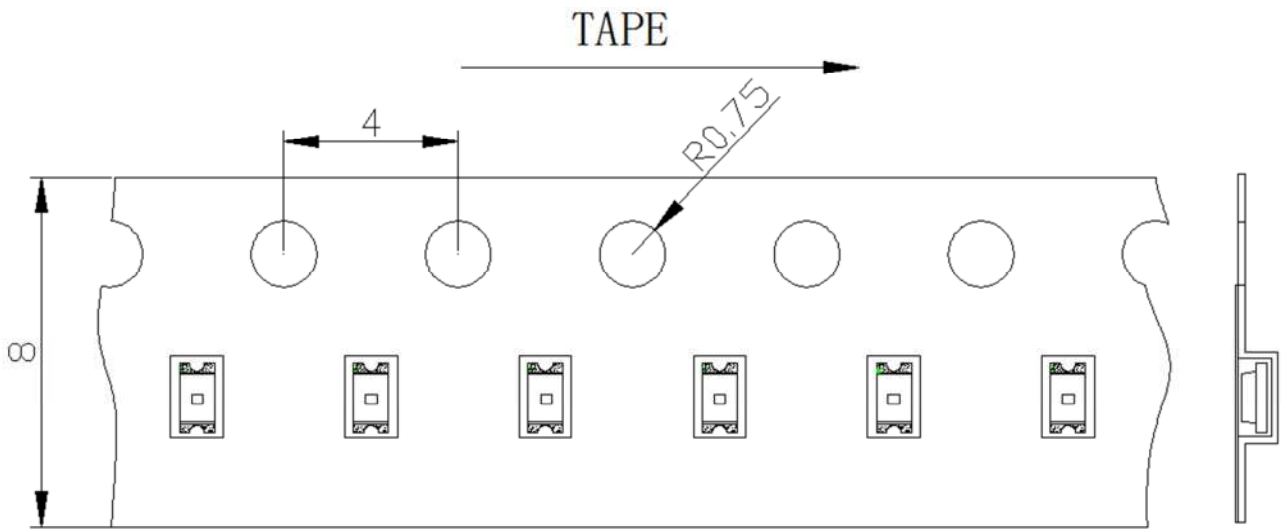
CUSTOMER P/N: _____

 LOT NO: _____

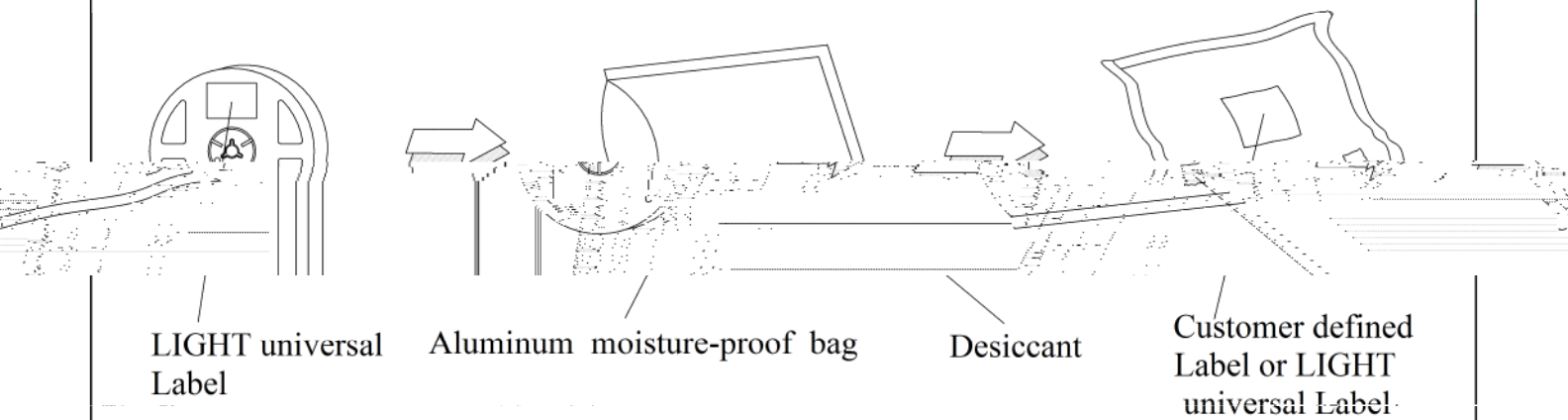
| | |
|--|--|
| | |
| | |
| | |
| | |



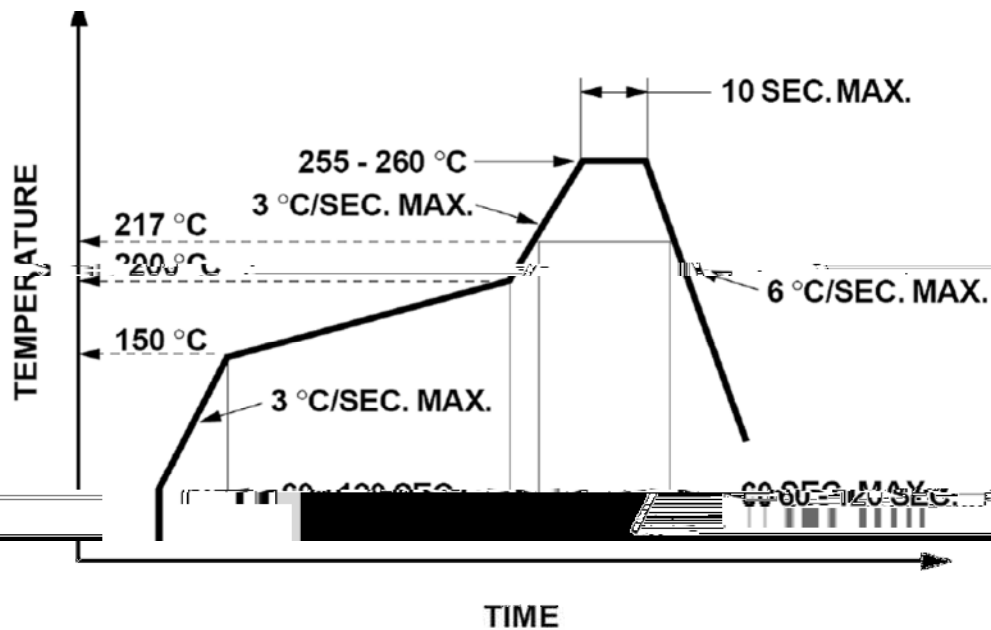
Carrier Tape Specifications (Load Quantity: 1000 pcs/roll)



Moisture Resistant Packaging



Suggest IR Reflow Condition For Lead Free



1. Reflow soldering should not be done more than two times.
2. When soldering, do not put stress on the LEDs during heating.

Soldering iron

1. When hand soldering, the temperature of the iron must less than 300 °C for 3 seconds.
2. The hand solder should be done only once.

Repairing

Repair should not be done after the LEDs have been soldered. When repairing is unavoidable, a double-head soldering iron should be used (as below figure). It should be confirmed beforehand whether the characteristics of LEDs will or will not be damaged by repairing.

