



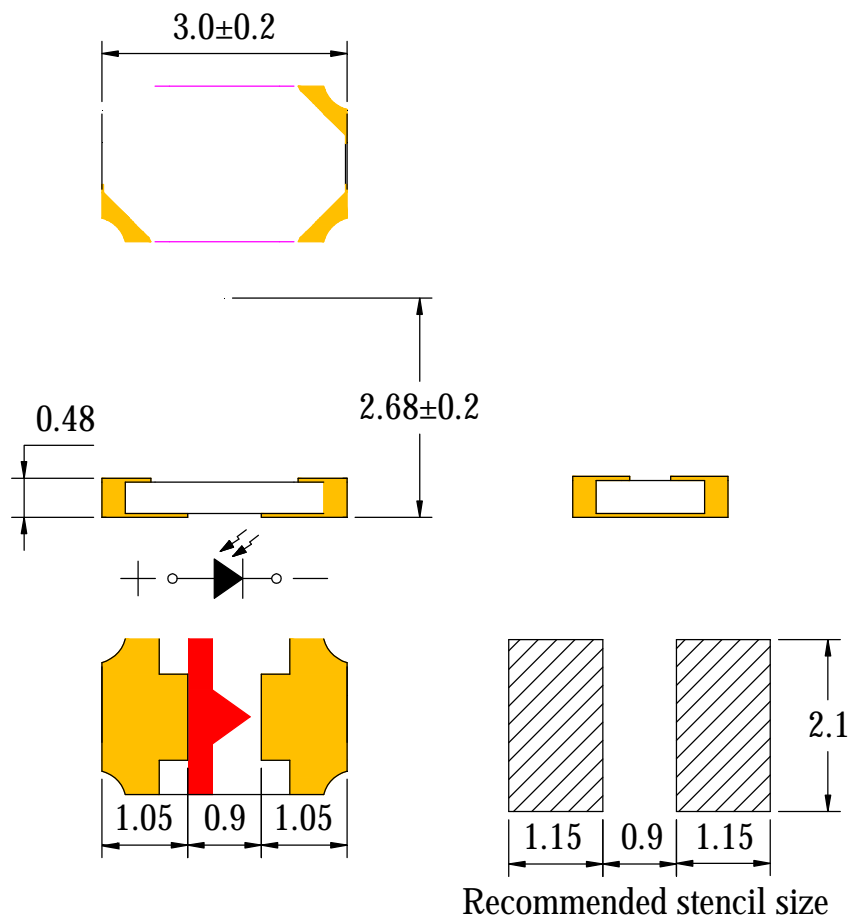
SL-T3020PDB020-L26

SZ21092204
2021/09/22

Features

- Pb free product—RoHS compliant
- High Photo Sensitivity
- Reliable and rugged
- Long life – solid state reliability
- Sensitivity angle: 85°

Package Dimension




Part NO.	Chip Material	Lens Color
SL-T3020PDB020-L268-F-S	Silicon	Black

Notes:

1. All dimensions are in millimeters.
2. Tolerance is ± 0.10 mm unless otherwise noted.
3. Specifications are subject to change without notice.

LIGH



Part No.	SL-T3020PDB020-L268-F-S	Page	3 of 9
-----------------	--------------------------------	-------------	---------------





Reverse Light Current(I_L) Bin Code ($V_R=5V$, $E_e=1mW/cm^2$, $p=940nm$)

BIN CODE	Min.(μA)	Max.(μA)
26	9.2	11
27	11	13
28	13	15.5
...

NOTE: The I_L guarantee should be added $\pm 15\%$ tolerance.

LIGHT

Label Explanation




Y310



C

Moisture



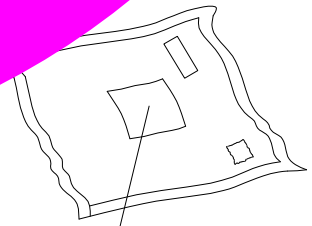
LIGHT universal Label



Aluminum moisture-proof bag

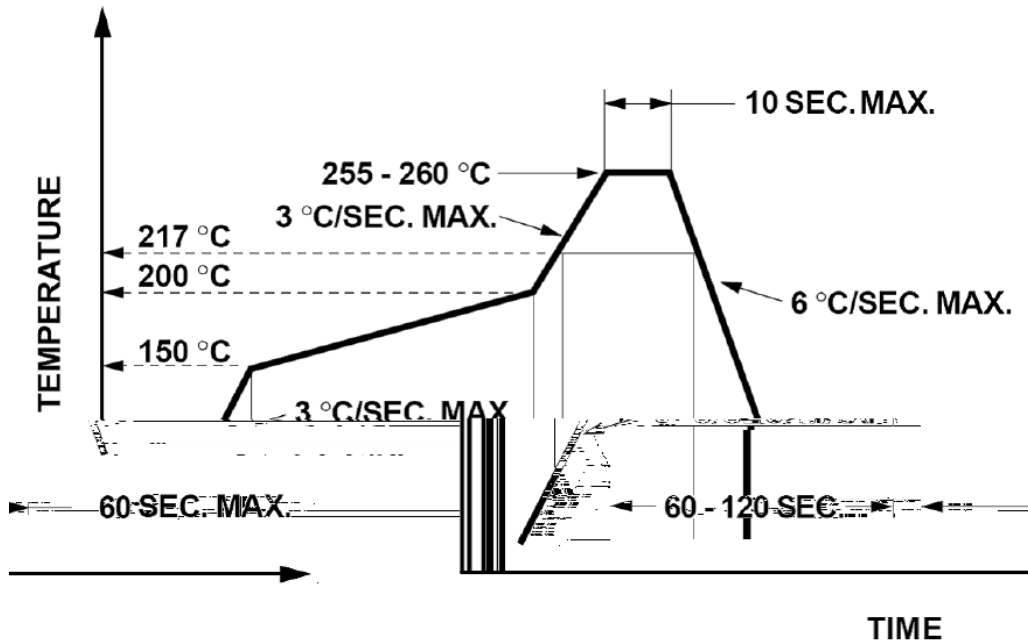


Desiccant



Customer defined Label or LIGHT universal Label

Suggest IR Reflow Condition For Lead Free



1. Reflow soldering should not be done more than two times.
2. When soldering, do not put stress on the LEDs during heating.

Soldering iron

1. When hand soldering, the temperature of the iron must less than 300 °C for 3 seconds.
2. The hand solder should be done only once.

Repairing

Repair should not be done after the LEDs have been soldered. When repairing is unavoidable, a double-head soldering iron should be used (as below figure). It should be confirmed beforehand whether the characteristics of LEDs will or will not be damaged by repairing.

