


LIG

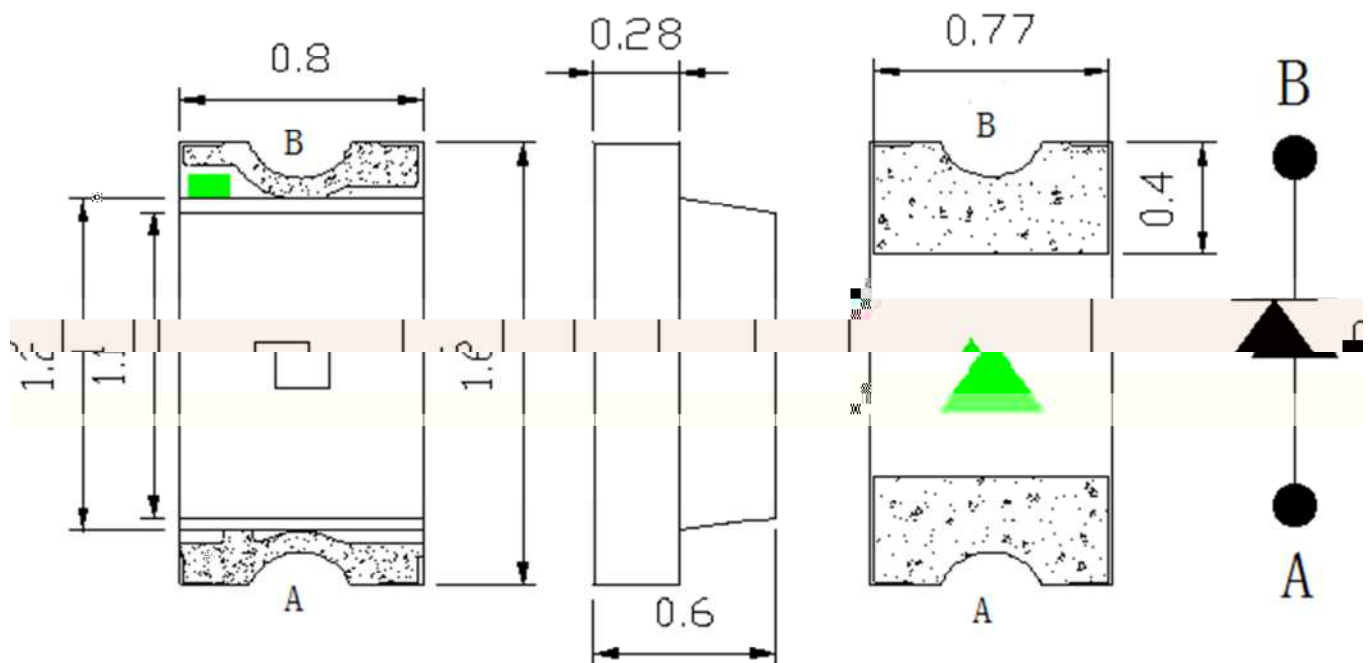


Part No.	SL-T0603WD020-L60-100	Page	1 of 9
-----------------	------------------------------	-------------	---------------

Features

- Pb free product—RoHS compliant
- Low power consumption, High efficiency
- Reliable and rugged
- Long life – solid state reliability
- Viewing Angle: 120°

Package Dimension




Part NO.	Lens Color	Source Color
SL-T0603WD020-L60-100	Yellow Diffused	White

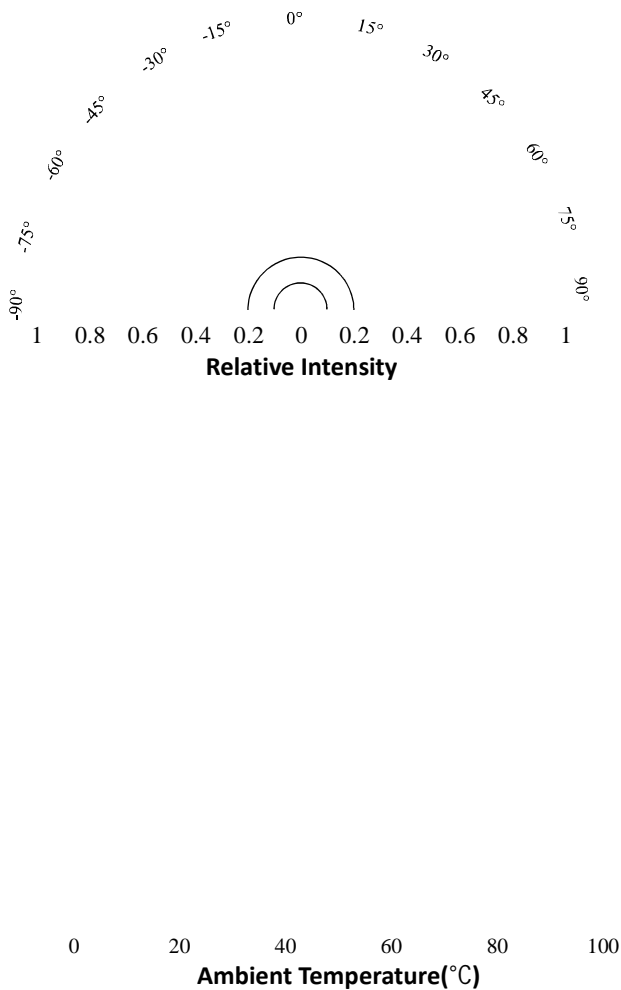
Notes:

1. All dimensions are in millimeters.
2. Tolerance is ± 0.10 mm unless otherwise noted.
3. Specifications are subject to change without notice.

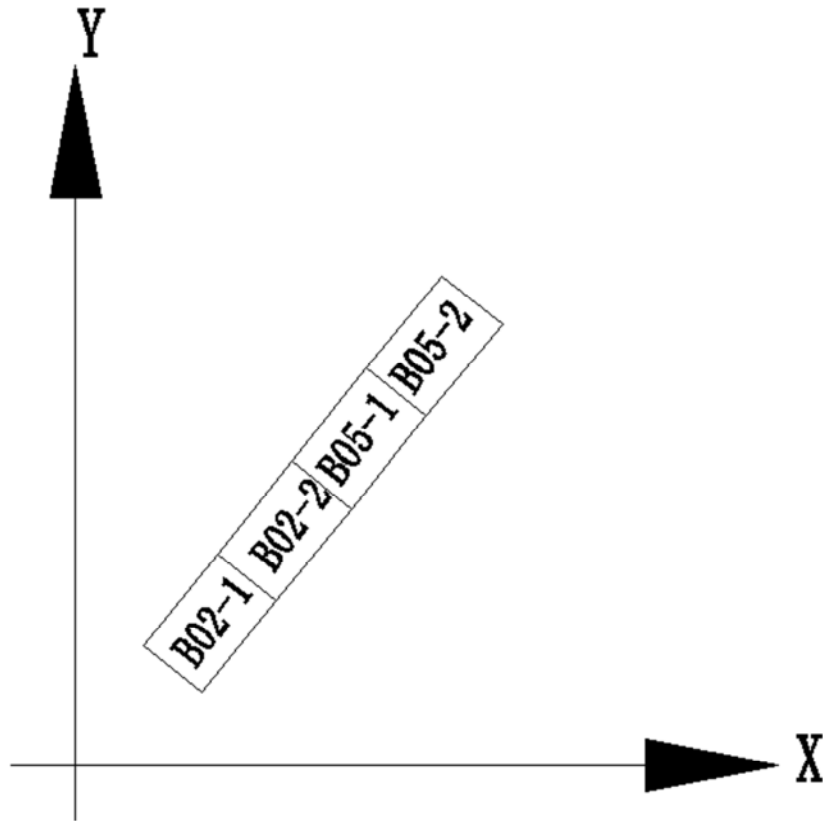




Typical Electrical / Optical Characteristics Curves
 (25°C Ambient Temperature Unless Otherwise Noted)

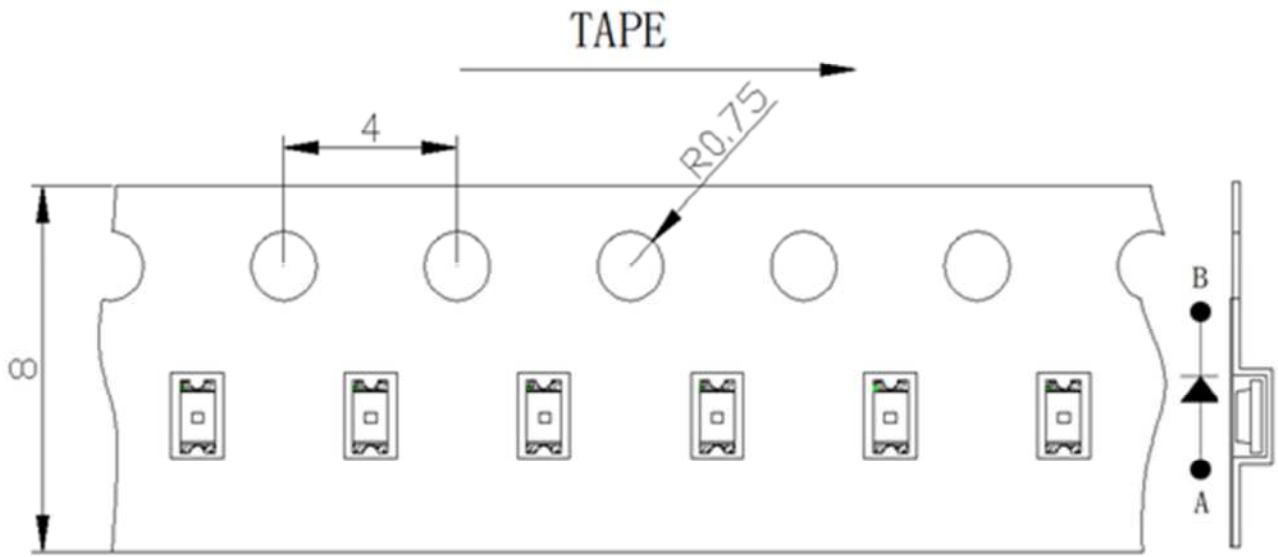


Chromaticity Coordinates (Ta=25°C, IF=20mA)

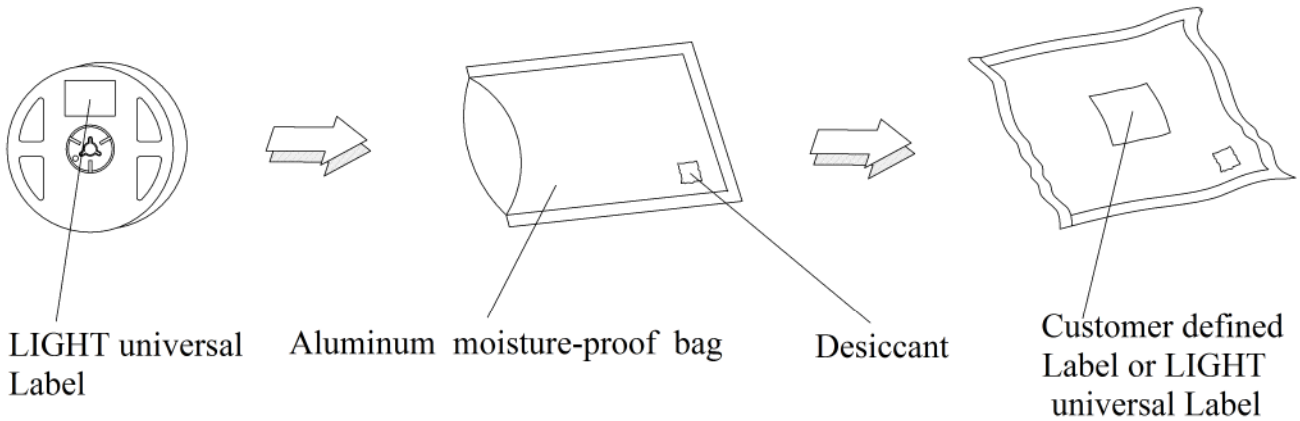


色区 色区	X1	Y1	X2 坐标	Y2	X3	Y3	X4	Y4
B02-1	0.2716	0.2542	0.2672	0.2564	0.2713	0.2650	0.2759	0.2628
B02-2	0.2759	0.2628	0.2713	0.2650	0.2753	0.2732	0.2800	0.2710
B05-1	0.2800	0.2710	0.2753	0.2732	0.2793	0.2795	0.2815	0.2796
B05-2	0.2840	0.2792	0.2793	0.2815	0.2832	0.2898	0.2881	0.2874

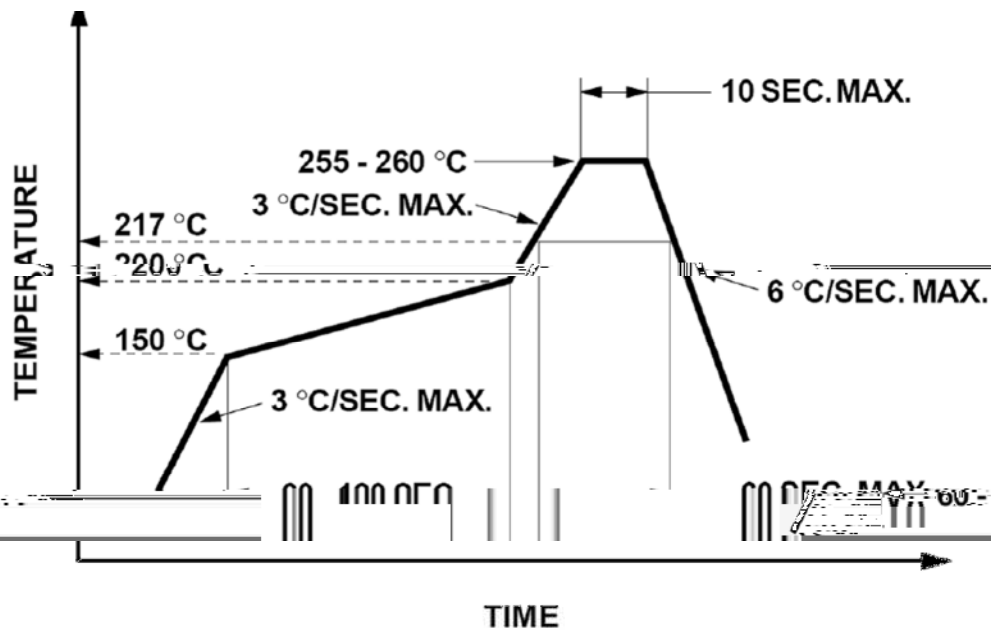
Carrier Tape Specifications (Loaded Quantity: 4000pcs/reel)



Moisture Resistant Packaging



Suggest IR Reflow Condition For Lead Free



1. Reflow soldering should not be done more than two times.
2. When soldering, do not put stress on the LEDs during heating.

Soldering iron

1. When hand soldering, the temperature of the iron must less than 300 °C for 3 seconds.
2. The hand solder should be done only once.

Repairing

Repair should not be done after the LEDs have been soldered. When repairing is unavoidable, a double-head soldering iron should be used (as below figure). It should be confirmed beforehand whether the characteristics of LEDs will or will not be damaged by repairing.

