

LIGHT




—
—
—

--	--	--	--



LIG



--	--	--	--

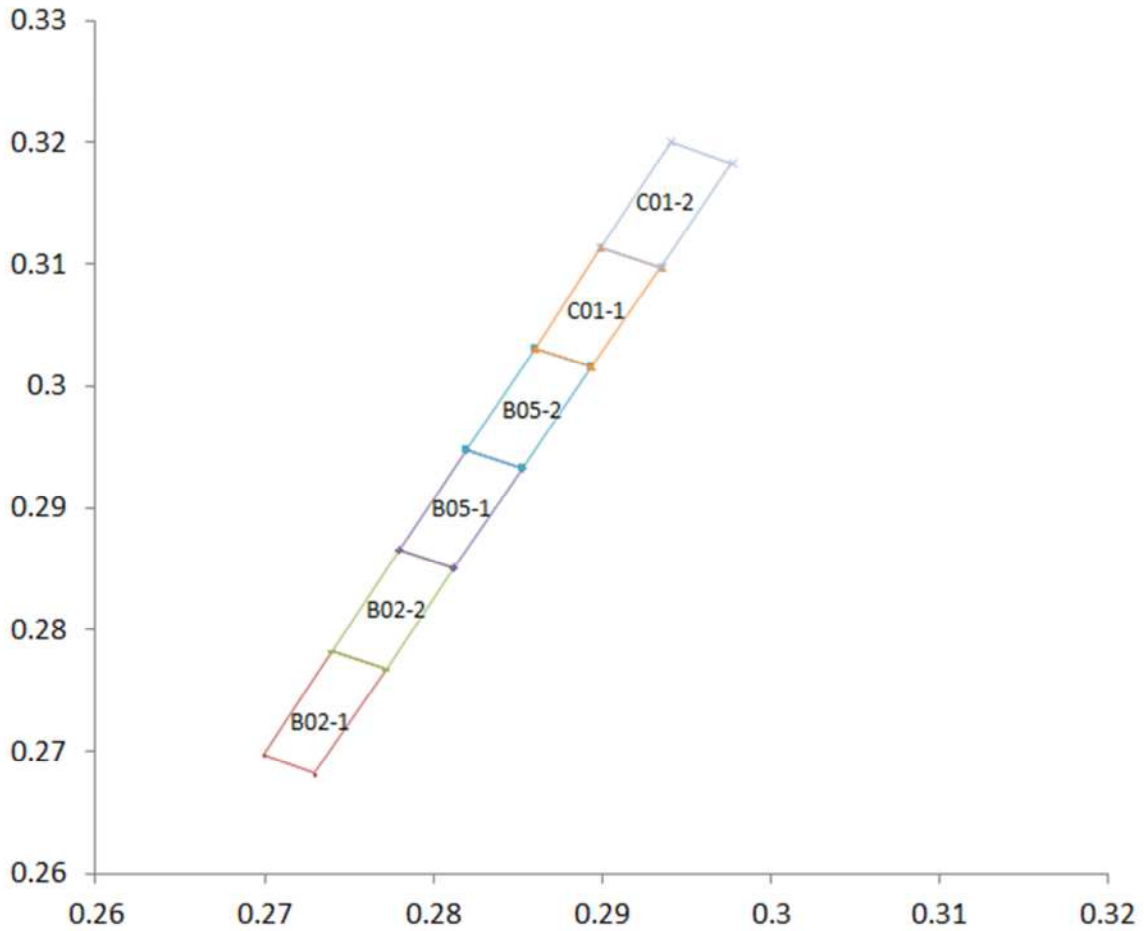
LIGHT

cN


A0ort 1)9



Chromaticity Coordinates (Ta=25°C, IF=20mA)



色区坐标	X1	Y1	X2	Y2	X3	Y3	X4	Y4
B02-1	0.2729	0.2682	0.2699	0.2697	0.2740	0.2783	0.2772	0.2768
B02-2	0.2780	0.2866	0.2812	0.2850	0.2820	0.2948	0.2772	0.2768
B05-1	0.2812	0.2850	0.2780	0.2866	0.2820	0.2948	0.2853	0.2932
B05-2	0.2853	0.2932	0.2820	0.2948	0.2860	0.3031	0.2894	0.3015
C01-1	0.2894	0.3015	0.2860	0.3031	0.2899	0.3114	0.2935	0.3097
C01-2	0.2935	0.3097	0.2899	0.3114	0.2941	0.3200	0.2977	0.3182



--	--	--	--

LIGHT



LIGHT

Light Electronics CO., LTD.





MODEL NAME: _____

QUANTITY: _____

BIN: _____

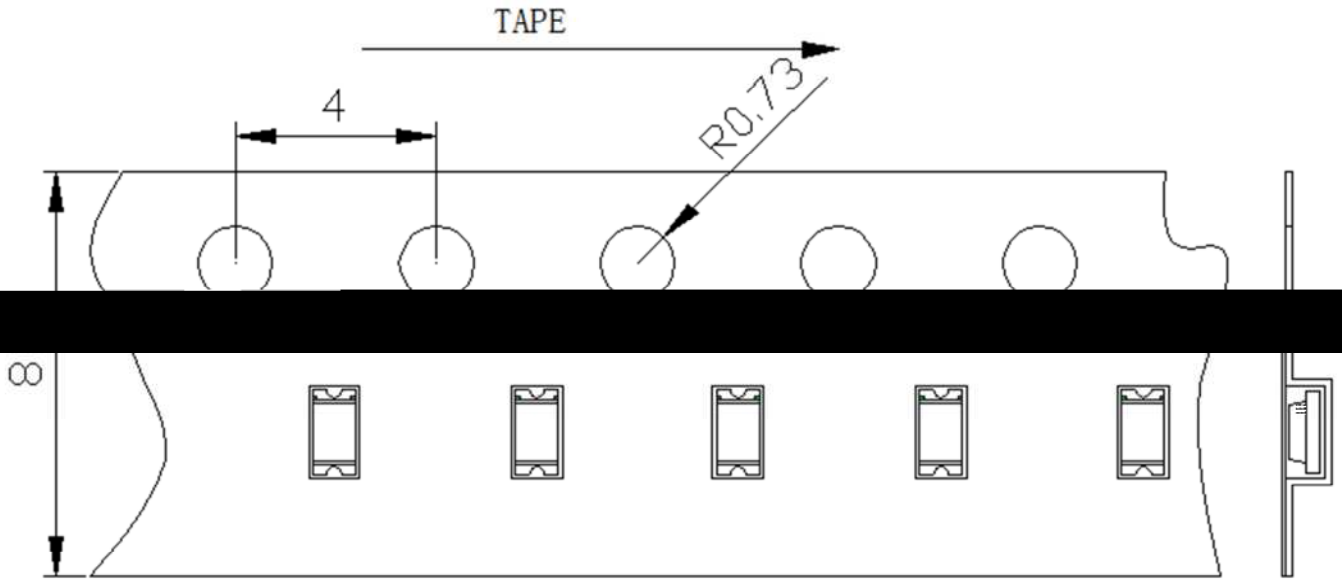
PACKING DATE: _____

REMARKS: _____

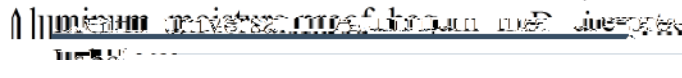


--	--	--	--

Carrier Tape Specifications (Loaded Quantity: 1000 pcs/roll)

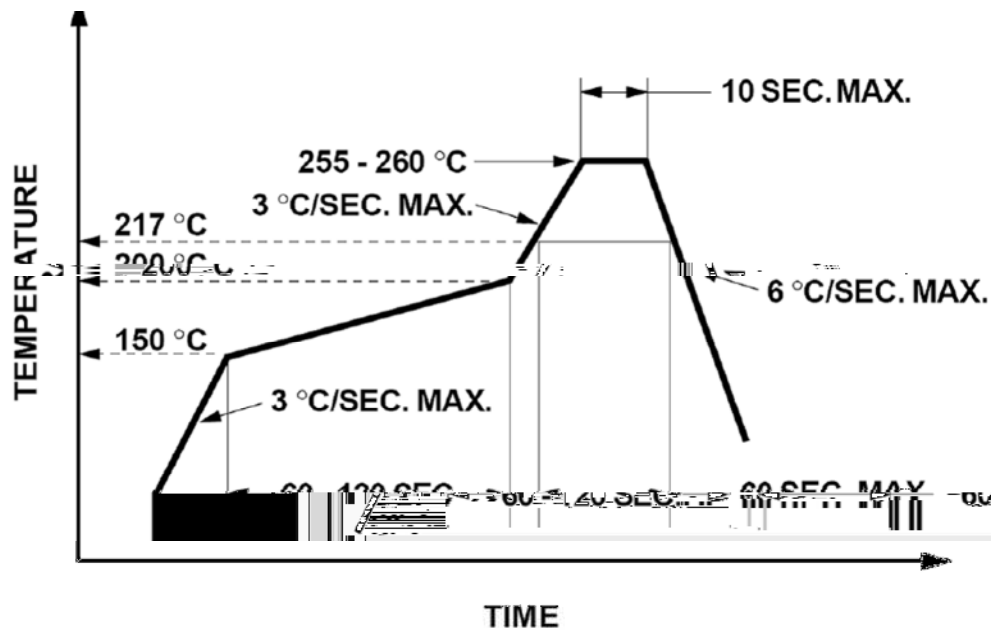


Moisture Resistant Packaging



Customer defined
universal Label

Suggest IR Reflow Condition For Lead Free



1. Reflow soldering should not be done more than two times.
2. When soldering, do not put stress on the LEDs during heating.

Soldering iron

1. When hand soldering, the temperature of the iron must less than 300 °C for 3 seconds.
2. The hand solder should be done only once.

Repairing

Repair should not be done after the LEDs have been soldered. When repairing is unavoidable, a double-head soldering iron should be used (as below figure). It should be confirmed beforehand whether the characteristics of LEDs will or will not be damaged by repairing.

